





District Health Assessment for Multiple District 13 through March 2025

		Clubs							Membership							Member Strength		Cancellation		Reports			Finance	Leadership			
District Name	Status/ Number of Months in Status *	Active Clubs	Clubs in Status Quo	Total Clubs	% Status Quo Clubs in Financial Suspension	New Clubs	Cancelled Clubs	YTD Net Club Gain/Loss	Current Members In Active Clubs	Current Members In Status Quo Clubs	Current Total Members Count	YTD Add	YTD Drop	YTD NetGrowth (includes Active and Status Quo)	YTD NetGrowth% (includes Active and Status Quo)	Member Count 12 Months Ago	Average Member Count Per Club	% of Clubs with less than 20 members	Average Cancelled Club Age	Members Lost Due to Cancelled Clubs	% of Clubs Reporting Service	% No MMR in 3 Months	% No Officer Report in 12 months	% of Clubs with balance 90+ days	Number of Zone Chairs Recorded	Number of Region Chairs Recorded	District Officers Vacancies **
13 OH1		49	0	49	0%	0	0	0	1357	0	1357	72	117	-45	-3.21%	1,415	28	43%	0	0	100%	47%	0%	4%	9	3	
13 OH2		53	0	53	0%	0	0	0	1633	0	1633	97	100	-3	-0.18%	1,668	31	30%	0	0	85%	34%	2%	11%	6	2	
13 OH3		49	0	49	0%	0	1	-1	1320	0	1320	72	114	-42	-3.08%	1,375	27	45%	80	0	100%	49%	0%	0%	8	2	
13 OH4		48	0	48	0%	0	2	-2	1252	0	1252	81	120	-39	-3.02%	1,300	26	42%	87	22	100%	38%	4%	4%	8	0	
13 OH5		49	0	49	0%	0	1	-1	1270	0	1270	103	109	-6	-0.47%	1,288	26	41%	25	0	100%	31%	0%	8%	7	2	
13 OH6		53	0	53	0%	1	1	0	1425	0	1425	115	116	-1	-0.07%	1,478	27	43%	51	0	100%	55%	0%	8%	7	2	
13 OH7	T(24)	46	0	46	0%	0	3	-3	1164	0	1164	82	110	-28	-2.35%	1,176	25	46%	43	28	96%	37%	0%	7%	7	2	
		347	0	347	0%	1	8	-7	9421	0	9421	622	786	-164	-1.71%	9,700	27	41%	57	50	97%	41%	1%	6%	52	13	




District Health Assessment for Multiple District 14 through March 2025

		Clubs							Membership							Member Strength		Cancellation		Reports			Finance	Leadership			
District Name	Status/ Number of Months in Status *	Active Clubs	Clubs in Status Quo	Total Clubs	% Status Quo Clubs in Financial Suspension	New Clubs	Cancelled Clubs	YTD Net Club Gain/Loss	Current Members In Active Clubs	Current Members In Status Quo Clubs	Current Total Members Count	YTD Add	YTD Drop	YTD NetGrowth (includes Active and Status Quo)	YTD NetGrowth% (includes Active and Status Quo)	Member Count 12 Months Ago	Average Member Count Per Club	% of Clubs with less than 20 members	Average Cancelled Club Age	Members Lost Due to Cancelled Clubs	% of Clubs Reporting Service	% No MMR in 3 Months	% No Officer Report in 12 months	% of Clubs with balance 90+ days	Number of Zone Chairs Recorded	Number of Region Chairs Recorded	District Officers Vacancies **
14 A		52	0	52	0%	1	0	1	1260	0	1260	103	99	4	0.32%	1,257	24	44%	0	0	33%	42%	2%	12%	11	0	
14 B	T(24)	27	0	27	0%	0	3	-3	581	0	581	27	82	-55	-8.65%	652	22	52%	70	49	70%	74%	0%	4%	4	0	2nd VDG,GMT
14 C	T(24)	43	0	43	0%	0	1	-1	1171	0	1171	86	75	11	0.95%	1,156	27	37%	86	17	84%	42%	0%	5%	7	0	
14 D	T(24)	42	0	42	0%	1	0	1	1206	0	1206	125	95	30	2.55%	1,187	29	38%	0	0	88%	48%	14%	5%	10	0	1st VDG
14 E	T(24)	28	0	28	0%	0	0	0	688	0	688	24	18	6	0.88%	691	25	39%	0	0	54%	82%	0%	11%	4	0	1st VDG,2nd VDG
14 F	T(24)	35	0	35	0%	0	1	-1	902	0	903	39	81	-42	-4.44%	933	26	40%	59	11	66%	46%	0%	6%	7	0	2nd VDG
14 G		54	0	54	0%	0	1	-1	1498	0	1498	104	82	22	1.49%	1,501	28	41%	71	7	76%	33%	0%	6%	12	0	
14 H	T(24)	26	0	26	0%	0	1	-1	627	0	627	38	53	-15	-2.34%	652	24	50%	81	9	19%	50%	8%	31%	0	0	2nd VDG
14 J	T(24)	26	0	26	0%	0	1	-1	695	0	695	53	67	-14	-1.97%	740	27	50%	73	14	23%	50%	0%	15%	7	0	1st VDG,2nd VDG
14 K	T(24)	28	0	28	0%	0	0	0	710	0	710	42	62	-20	-2.74%	732	25	43%	0	0	75%	50%	7%	18%	4	0	1st VDG,GST
14 L	T(24)	35	0	35	0%	0	3	-3	777	0	777	36	91	-55	-6.61%	808	22	46%	50	48	49%	49%	6%	20%	0	0	GLT,GMT,GST
14 M	T(24)	41	0	41	0%	1	0	1	1001	0	1001	72	84	-12	-1.18%	1,011	24	41%	0	0	46%	54%	0%	15%	7	1	2nd VDG
14 N	T(24)	37	0	37	0%	0	0	0	944	0	944	72	55	17	1.83%	941	26	43%	0	0	49%	41%	0%	11%	9	0	2nd VDG
14 P	T(24)	33	0	33	0%	0	1	-1	887	0	887	79	81	-2	-0.22%	899	27	30%	80	11	94%	30%	3%	3%	8	1	
14 T	T(24)	36	0	36	0%	0	1	-1	1126	0	1126	44	81	-37	-3.18%	1,177	31	19%	6	6	61%	28%	0%	8%	6	0	
14 U	T(24)	26	0	26	0%	0	0	0	834	0	834	56	58	-2	-0.24%	848	32	27%	0	0	62%	46%	8%	15%	6	0	




District Health Assessment for Multiple District 14 through March 2025

		Clubs							Membership							Member Strength		Cancellation		Reports			Finance	Leadership			
District Name	Status/ Number of Months in Status *	Active Clubs	Clubs in Status Quo	Total Clubs	% Status Quo in Financial Suspension	New Clubs	Cancelled Clubs	YTD Net Club Gain/Loss	Current Members In Clubs	Current Members In Status Quo Clubs	Current Total Members Count	YTD Add	YTD Drop	YTD NetGrowth (includes Active and Status Quo)	YTD NetGrowth% (includes Active and Status Quo)	Member Count 12 Months Ago	Average Member Count Per Club	% of Clubs with less than 20 members	Average Cancelled Club Age	Members Lost Due to Cancelled Clubs	% of Clubs Reporting Service	% No MMR in 3 Months	% No Officer Report in 12 months	% of Clubs with balance 90+ days	Number of Zone Chairs Recorded	Number of Region Chairs Recorded	District Officers Vacancies **
14 W	T(24)	25	0	25	0%	0	0	0	576	0	576	41	34	7	1.23%	566	23	56%	0	0	56%	44%	0%	12%	6	0	
		594	0	594	0%	3	13	-10	15483	0	15484	1041	1198	-157	-1.00%	15,751	26	41%	63	172	60%	46%	3%	11%	108	2	




District Health Assessment for Multiple District 24 through March 2025

		Clubs							Membership							Member Strength		Cancellation		Reports			Finance	Leadership			
District Name	Status/ Number of Months in Status *	Active Clubs	Clubs in Status Quo	Total Clubs	% Status Quo Clubs in Financial Suspension	New Clubs	Cancelled Clubs	YTD Net Club Gain/Loss	Current Members In Active Clubs	Current Members In Status Quo Clubs	Current Total Members Count	YTD Add	YTD Drop	YTD NetGrowth (includes Active and Status Quo)	YTD NetGrowth% (includes Active and Status Quo)	Member Count 12 Months Ago	Average Member Count Per Club	% of Clubs with less than 20 members	Average Cancelled Club Age	Members Lost Due to Cancelled Clubs	% of Clubs Reporting Service	% No MMR in 3 Months	% No Officer Report in 12 months	% of Clubs with balance 90+ days	Number of Zone Chairs Recorded	Number of Region Chairs Recorded	District Officers Vacancies **
24 C	T(12)	50	0	50	0%	0	1	-1	1228	0	1228	76	114	-38	-3.00%	1,257	25	46%	72	0	70%	46%	0%	6%	12	0	
24 I		81	0	81	0%	0	1	-1	1608	0	1608	94	184	-90	-5.30%	1,719	20	67%	77	21	89%	47%	5%	10%	7	5	
24 L		79	0	79	0%	0	1	-1	2200	0	2200	165	164	1	0.05%	2,251	28	47%	83	7	63%	46%	0%	13%	14	5	
		210	0	210	0%	0	3	-3	5036	0	5036	335	462	-127	-2.46%	5,227	24	54%	77	28	75%	46%	2%	10%	33	10	



District Health Assessment for Multiple District 29 through March 2025

		Clubs							Membership							Member Strength		Cancellation		Reports			Finance	Leadership			
District Name	Status/ Number of Months in Status *	Active Clubs	Clubs in Status Quo	Total Clubs	% Status Quo Clubs in Financial Suspension	New Clubs	Cancelled Clubs	YTD Net Club Gain/Loss	Current Members In Active Clubs	Current Members In Status Quo Clubs	Current Total Members Count	YTD Add	YTD Drop	YTD NetGrowth (includes Active and Status Quo)	YTD NetGrowth% (includes Active and Status Quo)	Member Count 12 Months Ago	Average Member Count Per Club	% of Clubs with less than 20 members	Average Cancelled Club Age	Members Lost Due to Cancelled Clubs	% of Clubs Reporting Service	% No MMR in 3 Months	% No Officer Report in 12 months	% of Clubs with balance 90+ days	Number of Zone Chairs Recorded	Number of Region Chairs Recorded	District Officers Vacancies **
29 L	T(24)	45	0	45	0%	0	1	-1	921	0	930	65	120	-55	-5.58%	986	20	56%	95	14	42%	53%	2%	9%	7	0	
29 C	T(24)	45	0	45	0%	0	3	-3	857	0	857	46	86	-40	-4.46%	889	19	56%	76	41	31%	67%	13%	27%	5	1	1st VDG,2nd VDG,GLT,GMT ,GST
29 I		54	0	54	0%	0	1	-1	1388	0	1388	48	97	-49	-3.41%	1,450	26	43%	6	14	61%	63%	11%	20%	8	0	2nd VDG
		144	0	144	0%	0	5	-5	3166	0	3175	159	303	-144	-4.34%	3,325	22	51%	66	69	46%	61%	9%	19%	20	1	

* - District Status: P - Provisional, T - Transitional.
** - District Officers Vacancies: DG - District Governor, 1st VDG - First Vice District Governor, 2nd VDG - Second Vice District Governor.